
























Bathroom Project (1)







Prepared by  
10/2/2025 3:42 PM  
Summary 1/17




Customer			Job Site				
Project Summary							
Tab	#Rooms	#Stairs	Floor Area	Wall Area	Base Peri	#Doors	#Windows
Main Floor	1	0	60.59 SF	338.90 SF	29'0"	1(3'0")	2(11.33 SF)
Room List							
Name	Floor Area		Wall Area		Base Peri	#Doors	#Windows
Main Floor							
Bathroom	60.59 SF		338.90 SF		29'0"	1(3'0")	2(11.33 SF)
Item Description	Usage	Net Area		Base Peri	Seam Length	Full; Split; Edge	Waste*
<div>WP / CI - Waterproofing &amp; Crack Iso Membrane SF</div>	263.62 SF (29.29 SY)	263.62 SF (29.29 SY)		29'0"			0.0%
<div>MB-1 - Mud Bed (Depth) SF</div>	19.31 SF (2.15 SY)	19.31 SF (2.15 SY)		22'0"			0.0%
<div>PT-1 (Floor) - 12" x 12" 12" x 12" SF</div>	59.00 SF (6.56 SY) (59PCs)	51.09 SF (5.68 SY)		20'0"		47; 12; 36'1"	15.5%
<div>PT-2 (Shower Floor) - 2" x 2" Mosaic on 12" x12" Mesh-Mounted Sheet 12" x 12" SF</div>	13.00 SF (1.44 SY) (13PCs)	10.87 SF (1.21 SY)		9'0"		9; 4; 12'7"	19.6%

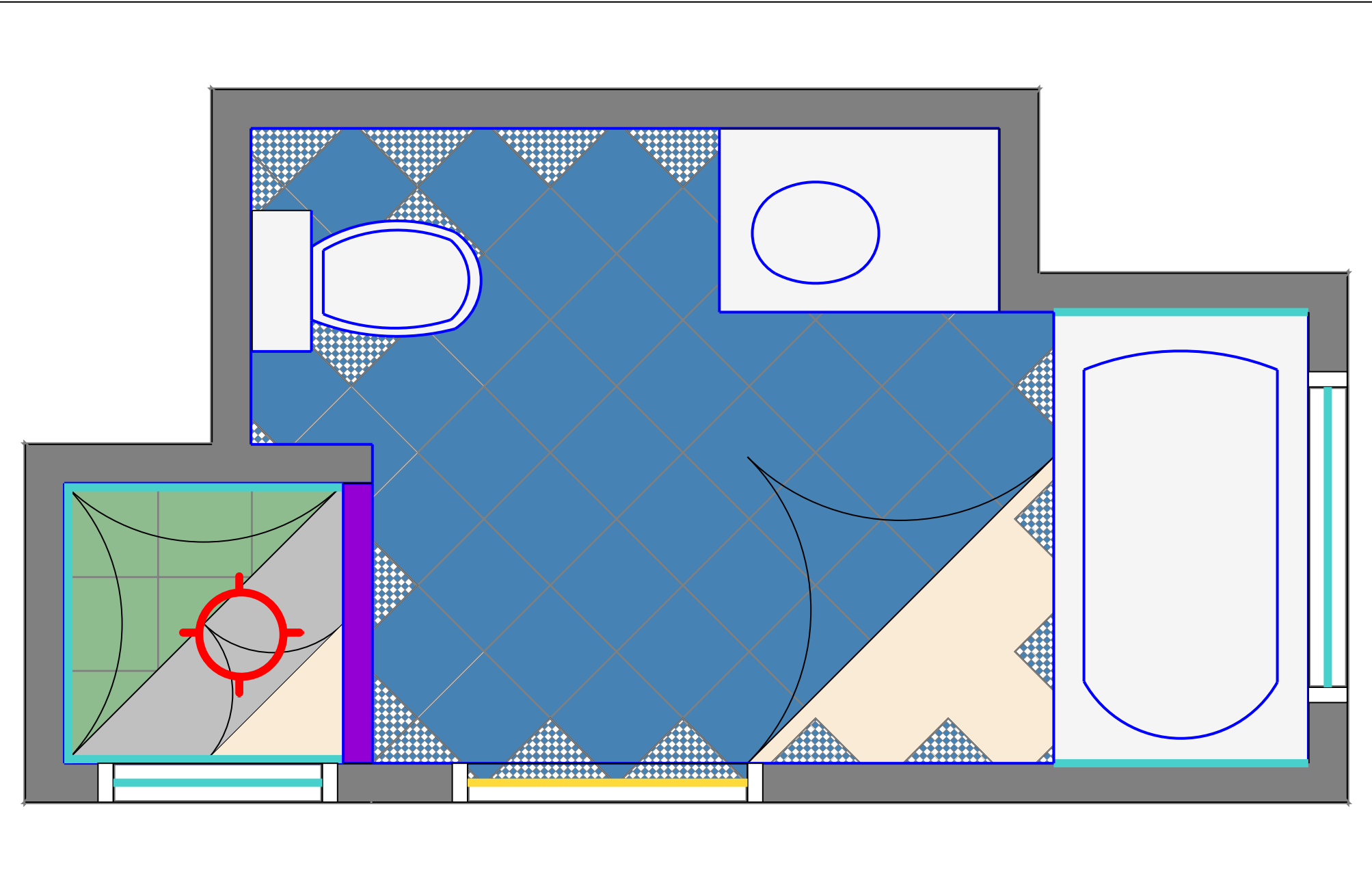
 WT-1 (Wall) - Subway Field 3" x 6" SF	83.50 SF (9.28 SY) (668PCs)	82.11 SF (9.12 SY)	0"		630; 38; 37'4"	1.7%
 WT-2 (Wall) - Shower Accent Band 3" x 6" SF	2.50 SF (0.28 SY) (20PCs)	2.40 SF (0.27 SY)	0"		20; 0; 6"	4.1%
 WT-6 (Wall) - Restroom Field 8" HEX - Upper Wall - Gradient to WT-7 6-59/64" x 8" SF	138.85 SF (15.43 SY) (481PCs)	127.05 SF (14.12 SY)	0"		423; 58; 106'1"	9.3%
 WT-7 (Wall) - Restroom Accent 8" HEX - Lower Wall - Gradient to WT-6 6-59/64" x 8" SF	137.99 SF (15.33 SY) (478PCs)	122.73 SF (13.64 SY)	0"		404; 74; 117'3"	12.4%
 TH-1 - Marble Threshold as Shower Curb - 3' x 4" 36" x 4" SF	0.94 SF (0.10 SY) (1PCs)	0.94 SF (0.10 SY)	6'0"			0.0%
 TR-4 (Tile/Ex) - Schluter, Reno-U (Satin Anod Alum) - VIF Height 0" LF	3.0 LF	3.0 LF				0.0%
 SCH-1 - Schluter Edge at Tile Outcorners 0" LF	35.7 LF	35.7 LF				0.0%
 CLK-1 - Caulking at Tub/Shower Surrounds 0" LF	41.9 LF	41.9 LF				0.0%
 FD - Floor Drain (4" Circle) EA	1.0	1.0				0.0%

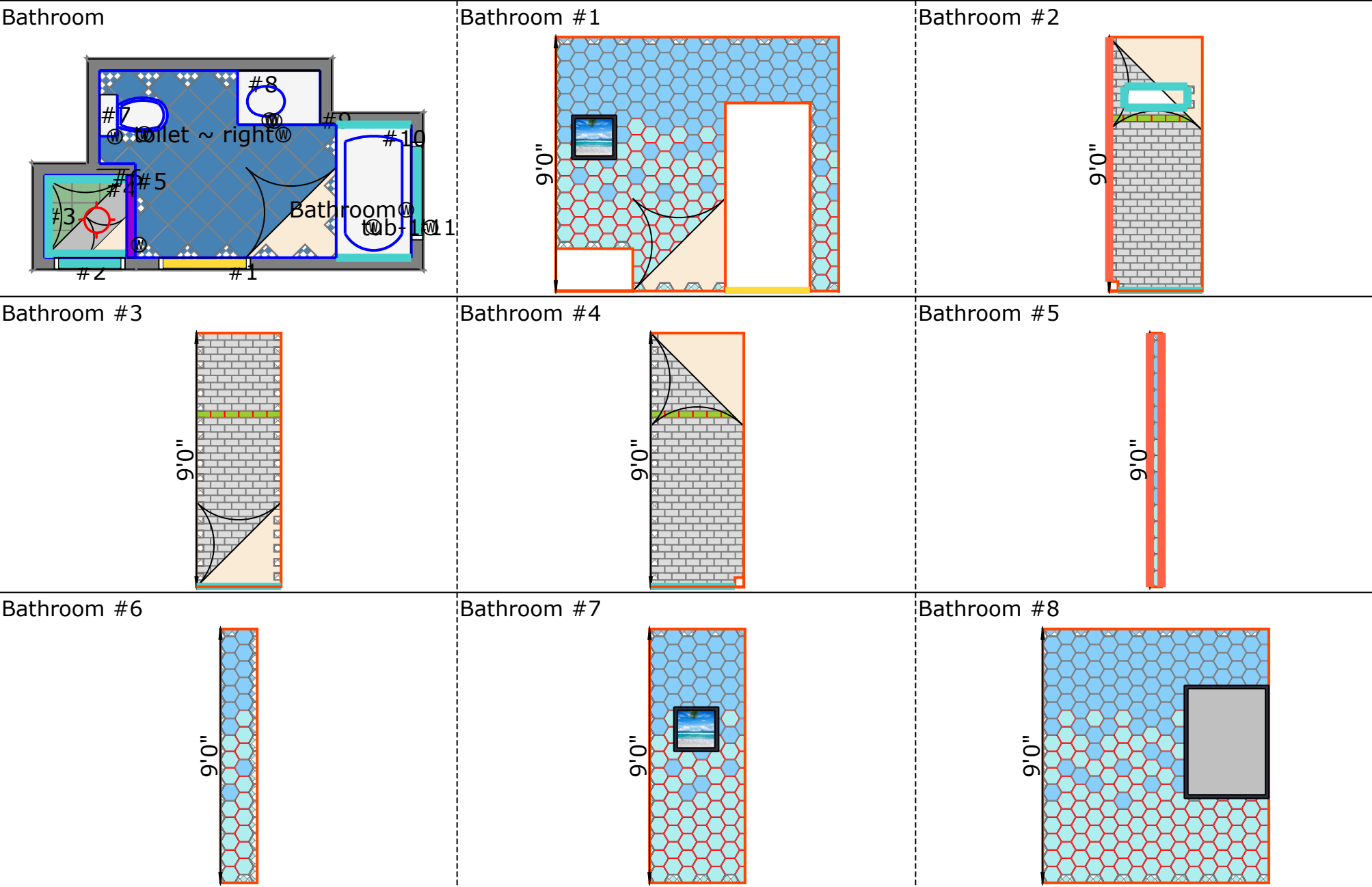
 TS-1 - Toilet Surface SF	59.08 SF (6.56 SY)	59.08 SF (6.56 SY)	38'11"			0.0%
 CAB-1 - Cabinet Surface - 36"W x 34"H 36" x 34" SF	8.50 SF (0.94 SY) (1PCs)	8.50 SF (0.94 SY)	0"			0.0%
 PIC-1 - Picture 16" x 16" SF	3.55 SF (0.39 SY) (2PCs)	3.55 SF (0.39 SY)	10'8"			0.0%
 CAB-2 - Cabinet Side SF	8.74 SF (0.97 SY)	8.74 SF (0.97 SY)	22'8"			0.0%
* For roll products, the waste is waste ratio; for others, the waste is waste addon.						
 WP / CI - Waterproofing & Crack Iso Membrane SF	Usage	Net Area		Waste*	Base Peri	
Bathroom	263.62 SF (29.29 SY)	263.62 SF (29.29 SY)		0.0%	29'0"	
count = 1	263.62 SF (29.29 SY)	263.62 SF (29.29 SY)		0.0%	29'0"	
 MB-1 - Mud Bed (Depth) SF	Usage	Net Area		Waste*	Base Peri	
Bathroom	19.31 SF (2.15 SY)	19.31 SF (2.15 SY)		0.0%	22'0"	
count = 1	19.31 SF (2.15 SY)	19.31 SF (2.15 SY)		0.0%	22'0"	
 PT-1 (Floor) - 12" x 12" 12" x 12" SF	Usage	Net Area	Waste*	Base Peri	Full; Split; Edge	
Bathroom	59.00 SF (6.56 SY)	51.09 SF (5.68 SY)	15.5%	20'0"	47; 12; 36'1"	
count = 1	59.00 SF (6.56 SY)	51.09 SF (5.68 SY)	15.5%	20'0"	47; 12; 36'1"	
 PT-2 (Shower Floor) - 2" x 2" Mosaic on 12" x12" Mesh-Mounted Sheet 12" x 12" SF	Usage	Net Area	Waste*	Base Peri	Full; Split; Edge	

Bathroom	13.00 SF (1.44 SY)	10.87 SF (1.21 SY)	19.6%	9'0"	9; 4; 12'7"
count = 1	13.00 SF (1.44 SY)	10.87 SF (1.21 SY)	19.6%	9'0"	9; 4; 12'7"
 WT-1 (Wall) - Subway Field 3" x 6" SF	Usage	Net Area	Waste*	Base Peri	Full; Split; Edge
Bathroom	83.50 SF (9.28 SY)	82.11 SF (9.12 SY)	1.7%	0"	630; 38; 37'4"
count = 1	83.50 SF (9.28 SY)	82.11 SF (9.12 SY)	1.7%	0"	630; 38; 37'4"
 WT-2 (Wall) - Shower Accent Band 3" x 6" SF	Usage	Net Area	Waste*	Base Peri	Full; Split; Edge
Bathroom	2.50 SF (0.28 SY)	2.40 SF (0.27 SY)	4.1%	0"	20; 0; 6"
count = 1	2.50 SF (0.28 SY)	2.40 SF (0.27 SY)	4.1%	0"	20; 0; 6"
 WT-6 (Wall) - Restroom Field 8" HEX - Upper Wall - Gradient to WT-7 6-59/64" x 8" SF	Usage	Net Area	Waste*	Base Peri	Full; Split; Edge
Bathroom	138.85 SF (15.43 SY)	127.05 SF (14.12 SY)	9.3%	0"	423; 58; 106'1"
count = 1	138.85 SF (15.43 SY)	127.05 SF (14.12 SY)	9.3%	0"	423; 58; 106'1"
 WT-7 (Wall) - Restroom Accent 8" HEX - Lower Wall - Gradient to WT-6 6-59/64" x 8" SF	Usage	Net Area	Waste*	Base Peri	Full; Split; Edge
Bathroom	137.99 SF (15.33 SY)	122.73 SF (13.64 SY)	12.4%	0"	404; 74; 117'3"
count = 1	137.99 SF (15.33 SY)	122.73 SF (13.64 SY)	12.4%	0"	404; 74; 117'3"

TH-1 - Marble Threshold as  Shower Curb - 3' x 4" 36" x 4" SF	<b>Usage</b>	<b>Net Area</b>	<b>Waste*</b>	<b>Base Peri</b>
Bathroom	0.94 SF (0.10 SY)	0.94 SF (0.10 SY)	0.0%	6'0"
<b>count = 1</b>	<b>0.94 SF (0.10 SY)</b>	<b>0.94 SF (0.10 SY)</b>	<b>0.0%</b>	<b>6'0"</b>
TR-4 (Tile/Ex) - Schluter,  Reno-U (Satin Anod Alum) - VIF Height 0" LF	<b>Usage</b>	<b>Net Area</b>	<b>Waste*</b>	
Bathroom	3.0 LF	3.0 LF	0.0%	
<b>count = 1</b>	<b>3.0 LF</b>	<b>3.0 LF</b>	<b>0.0%</b>	
 SCH-1 - Schluter Edge at Tile Outcorners 0" LF	<b>Usage</b>	<b>Net Area</b>	<b>Waste*</b>	
Bathroom	35.7 LF	35.7 LF	0.0%	
<b>count = 1</b>	<b>35.7 LF</b>	<b>35.7 LF</b>	<b>0.0%</b>	
 CLK-1 - Caulking at Tub/ Shower Surrounds 0" LF	<b>Usage</b>	<b>Net Area</b>	<b>Waste*</b>	
Bathroom	41.9 LF	41.9 LF	0.0%	
<b>count = 1</b>	<b>41.9 LF</b>	<b>41.9 LF</b>	<b>0.0%</b>	
 FD - Floor Drain (4" Circle) EA	<b>Usage</b>	<b>Net Area</b>	<b>Waste*</b>	
Bathroom	1.0	1.0	0.0%	
<b>count = 1</b>	<b>1.0</b>	<b>1.0</b>	<b>0.0%</b>	
 TS-1 - Toilet Surface SF	<b>Usage</b>	<b>Net Area</b>	<b>Waste*</b>	<b>Base Peri</b>
Bathroom	59.08 SF (6.56 SY)	59.08 SF (6.56 SY)	0.0%	38'11"

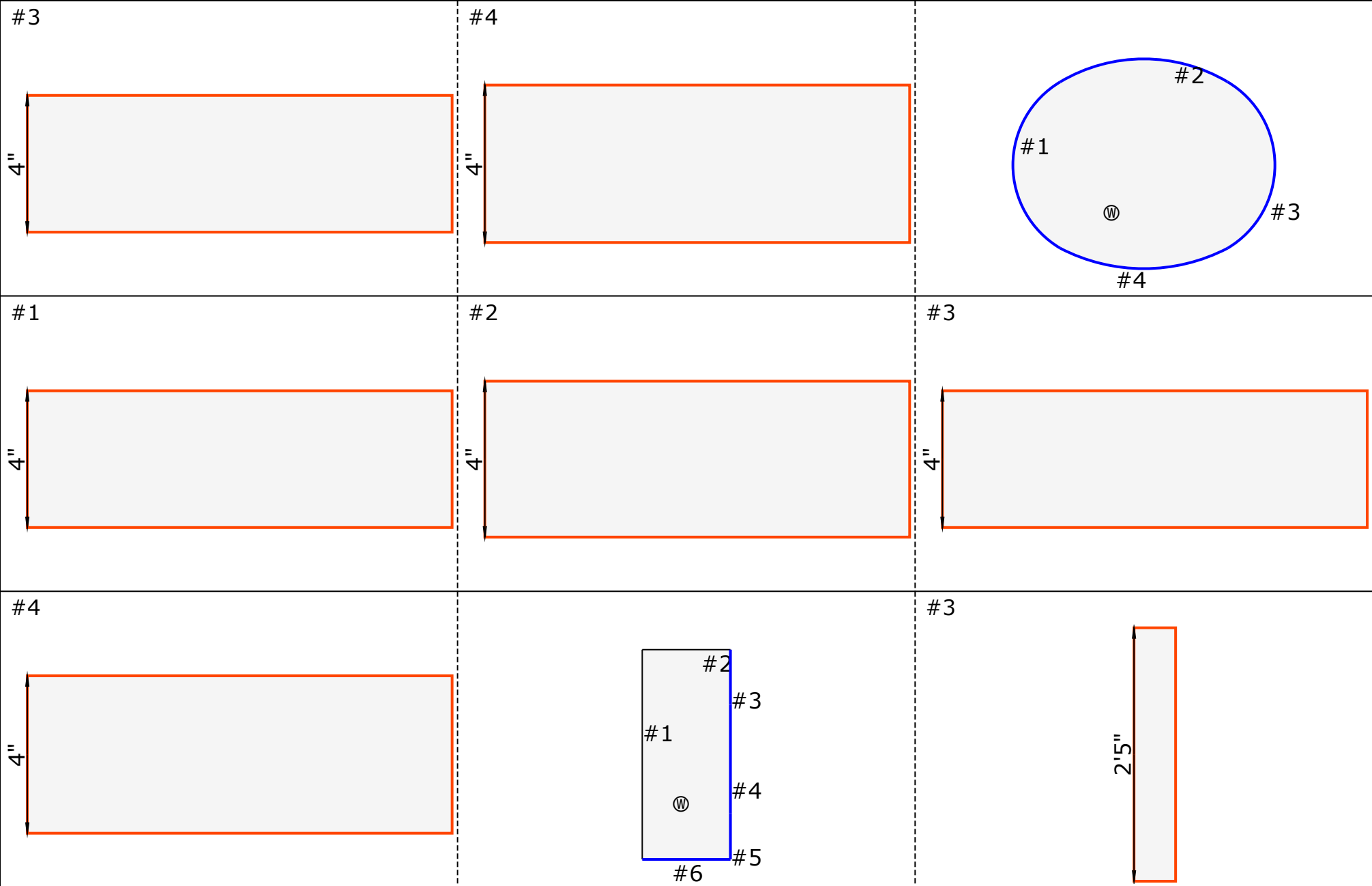
count = 1	59.08 SF (6.56 SY)	59.08 SF (6.56 SY)	0.0%	38'11"
 CAB-1 - Cabinet Surface - 36"W x 34"H 36" x 34" SF	Usage	Net Area	Waste*	Base Peri
Bathroom	8.50 SF (0.94 SY)	8.50 SF (0.94 SY)	0.0%	0"
count = 1	8.50 SF (0.94 SY)	8.50 SF (0.94 SY)	0.0%	0"
 PIC-1 - Picture 16" x 16" SF	Usage	Net Area	Waste*	Base Peri
Bathroom	3.55 SF (0.39 SY)	3.55 SF (0.39 SY)	0.0%	10'8"
count = 1	3.55 SF (0.39 SY)	3.55 SF (0.39 SY)	0.0%	10'8"
 CAB-2 - Cabinet Side SF	Usage	Net Area	Waste*	Base Peri
Bathroom	8.74 SF (0.97 SY)	8.74 SF (0.97 SY)	0.0%	22'8"
count = 1	8.74 SF (0.97 SY)	8.74 SF (0.97 SY)	0.0%	22'8"

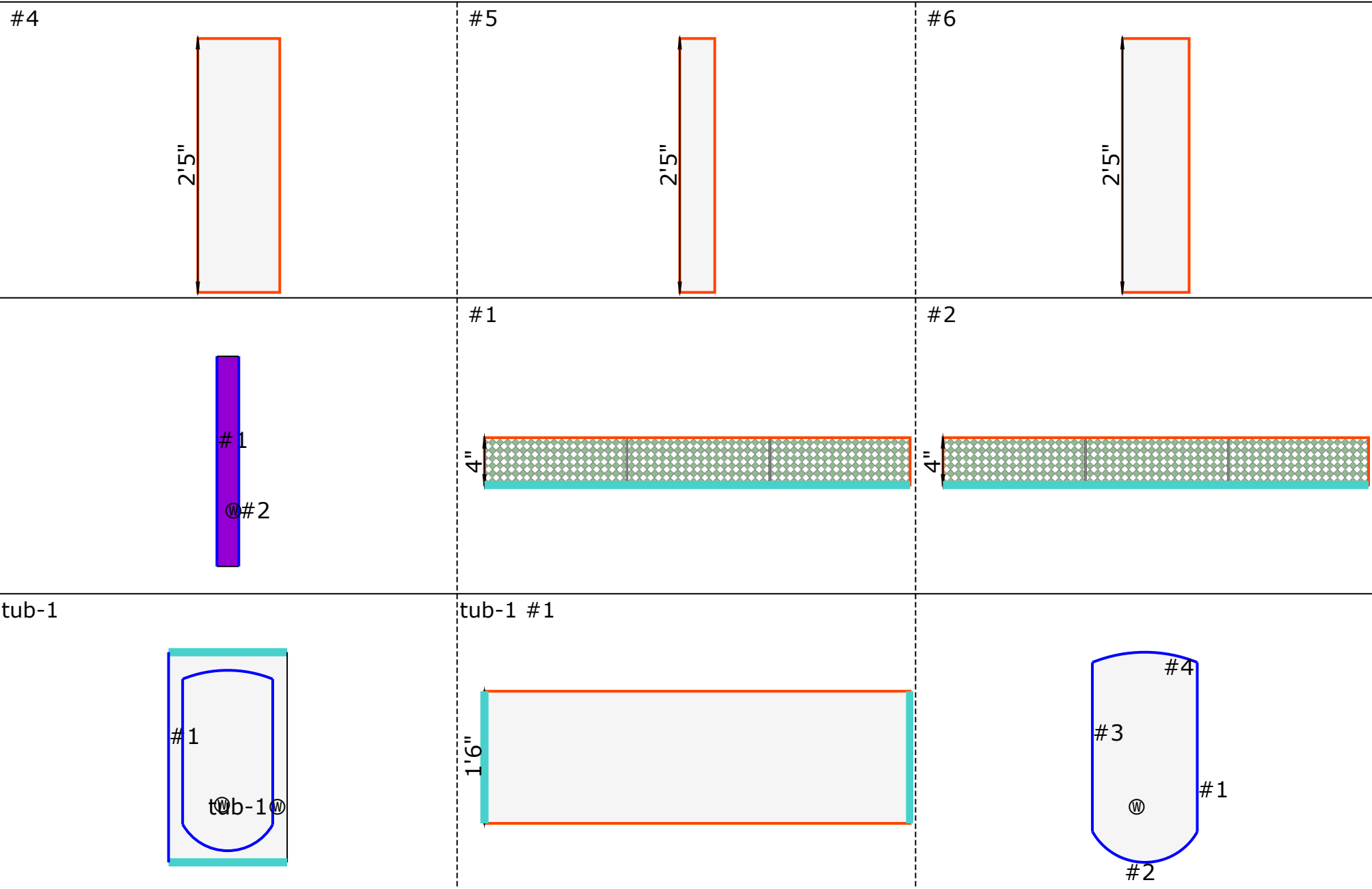


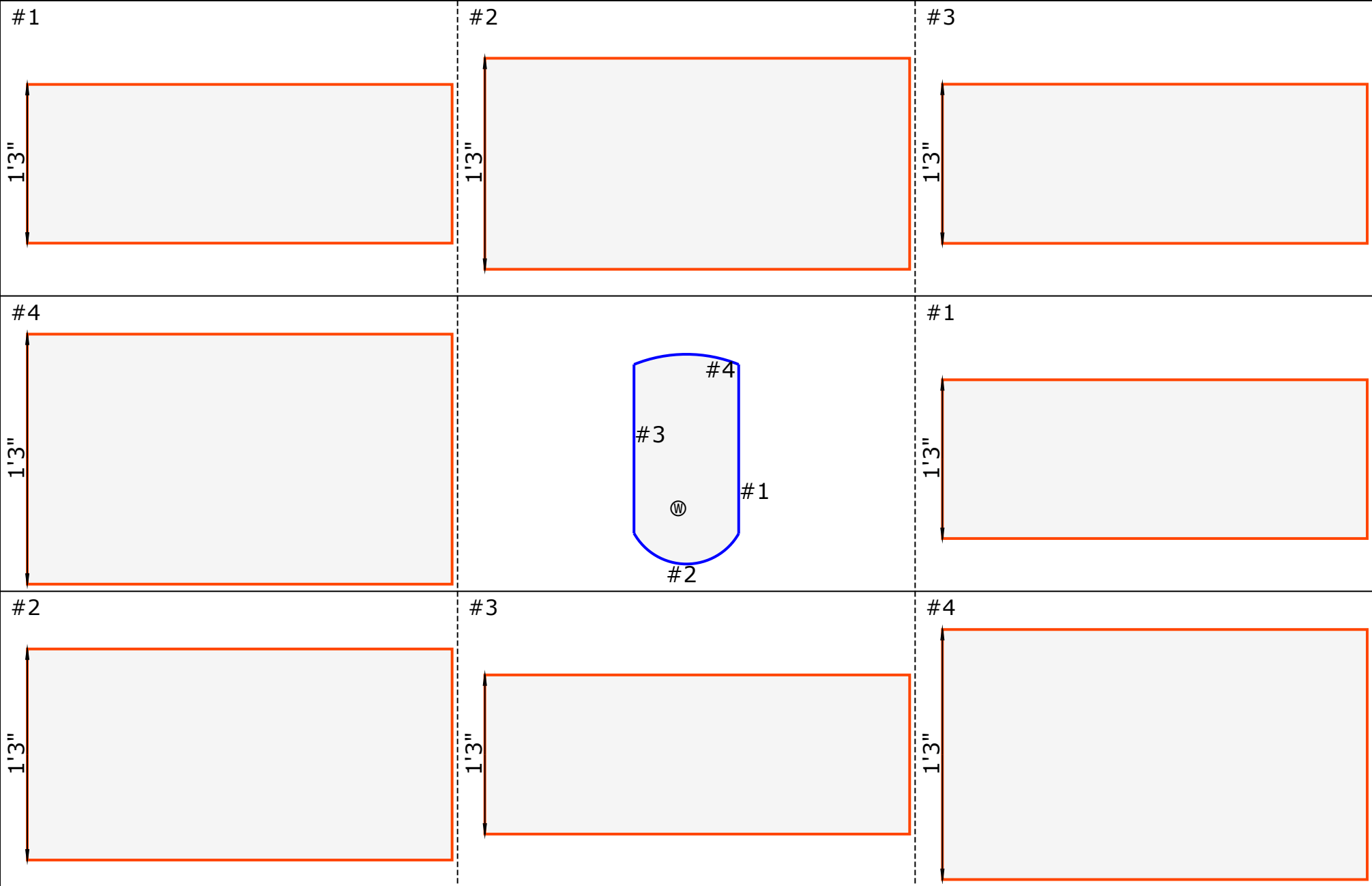


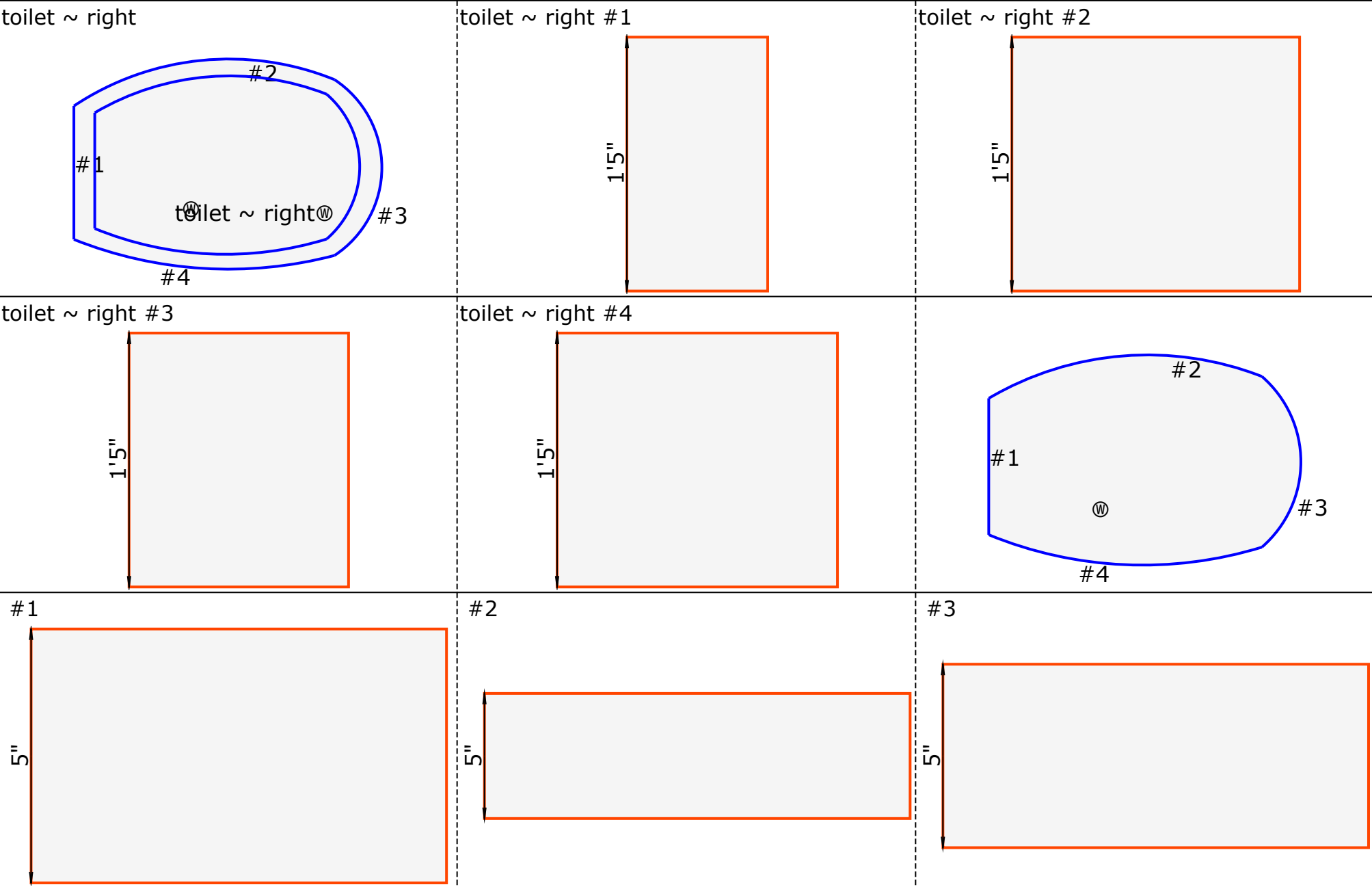


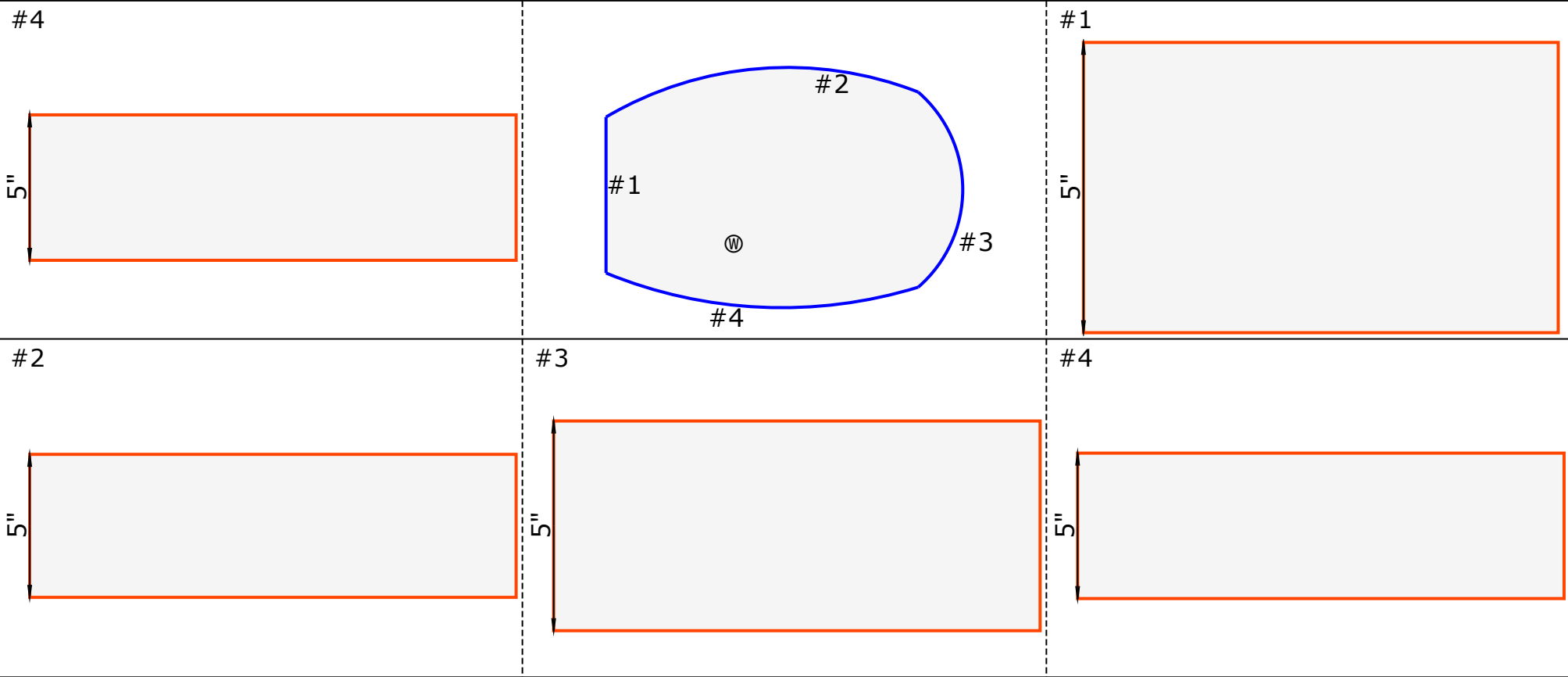
<p>Bathroom #9</p>	<p>Bathroom #10</p>	<p>Bathroom #11</p>
	<p>#1</p>	<p>#2</p>
	<p>#1</p>	<p>#2</p>

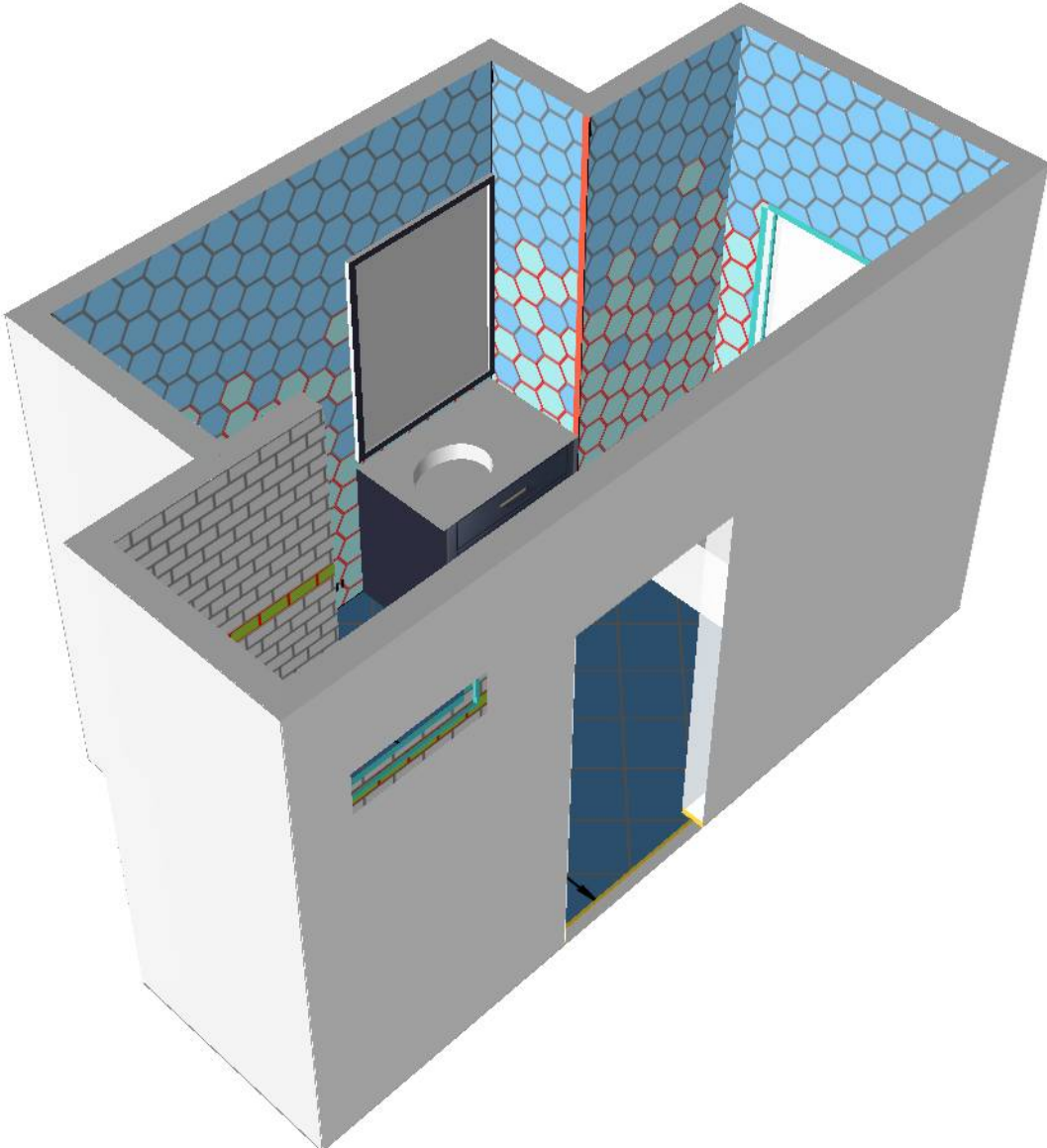












**Bathroom Project (1)**

Prepared by  
10/2/2025 3:42 PM  
16/17

# Proposal

**BILL TO****SHIP TO**

SKU#/ITEM NO.	DESCRIPTION	QTY UNIT	PRICE	AMOUNT	SALES+TAX
WP / CI - Waterproofing & Crack Iso Membrane		263.62 SF	\$0.0	\$0.00	\$0.00
MB-1 - Mud Bed (Depth)		19.31 SF	\$0.0	\$0.00	\$0.00
PT-1 (Floor) - 12" x 12"		59.00 SF	\$0.0	\$0.00	\$0.00
PT-2 (Shower Floor) - 2" x 2" Mosaic on 12" x12" Mesh-Mounted Sheet		13.00 SF	\$0.0	\$0.00	\$0.00
WT-1 (Wall) - Subway Field		83.50 SF	\$0.0	\$0.00	\$0.00
WT-2 (Wall) - Shower Accent Band		2.50 SF	\$0.0	\$0.00	\$0.00
WT-6 (Wall) - Restroom Field 8" HEX - Upper Wall - Gradient to WT-7		138.85 SF	\$0.0	\$0.00	\$0.00
WT-7 (Wall) - Restroom Accent 8" HEX - Lower Wall - Gradient to WT-6		137.99 SF	\$0.0	\$0.00	\$0.00
TH-1 - Marble Threshold as Shower Curb - 3' x 4"		0.94 SF	\$0.0	\$0.00	\$0.00





**Bathroom Project (1)**

*Prepared by*  
*10/2/2025 3:42 PM*  
*17/17*

TR-4 (Tile/Ex) - Schluter, Reno-U (Satin Anod Alum) - VIF Height	3.00 LF	\$0.0	\$0.00	\$0.00
SCH-1 - Schluter Edge at Tile Outcorners	35.67 LF	\$0.0	\$0.00	\$0.00
CLK-1 - Caulking at Tub/ Shower Surrounds	41.85 LF	\$0.0	\$0.00	\$0.00
FD - Floor Drain (4" Circle)	1 EA	\$0.0	\$0.00	\$0.00
TS-1 - Toilet Surface	59.08 SF	\$0.0	\$0.00	\$0.00
CAB-1 - Cabinet Surface - 36"W x 34"H	8.50 SF	\$0.0	\$0.00	\$0.00
PIC-1 - Picture	3.55 SF	\$0.0	\$0.00	\$0.00
CAB-2 - Cabinet Side	8.74 SF	\$0.0	\$0.00	\$0.00
			Material	\$0.00
			Labor	\$0
			Tax 10.0%	\$0.00
			<b>Total</b>	<b>\$0.00</b>

**CUSTOMER ACCEPTANCE AND APPROVAL**

**Print Name**

**Signature**

**Date**      10/2/2025 3:42 PM